

CLASSROOM

cheers &
charts

FREEBIE

UNICORN cheers

Put one finger up in the air on the top of your head like the unicorn's horn and say, "You are **MAGICAL!** So magical!"



NA NA NA cheers



Sing, "Na, na, na-na,
Na, na, na-na,
Hey, hey, hey,
Good job!"

Cheers to Build Positivity in Your Classroom

KARATE *cheer*

Place both hands at a 45° angle and circle them around each other. Then, chop saying, "Hi-ya! Great job!"




ADDAMS *family*

"You did a good job!" snap, snap. Whisper, "Awe-some" with each snap – snap.



TRUCKER *cheer*

Grab your CB and say into it, "Good job, buddy!"




that's the way I LIKE IT

Sing, "That's the way, uh huh, uh huh, I like it, uh huh, uh huh."



CRAB clap

Say, "Get out your crab pinchers" and students clap their pinchers together.



RAISE THE roof

Place hands over head and lift them like you are raising the roof.

Everyone says,
"Go {child's name},
Go {child's name}!"



LOOKIN' good

Tell kids to grab their mirror, look into it and say,
"You are - -
Lookin' good!"



OLE cheer

Say, "Uno, dos, tres,
Ole', Ole', Ole'!"



SPRINKLER *cheedu*

Point two fingers out and flash them around your body saying, "Ch, ch, ch,

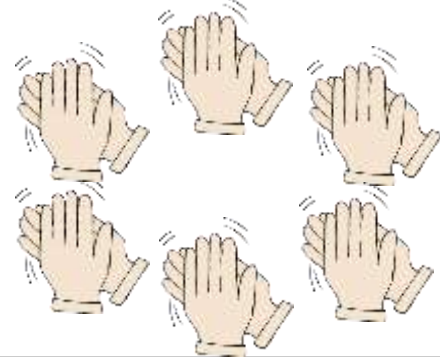
ch-

Ch, ch, ch, ch!"



CIRCLE *clap*


Clap your hands quickly in a circle.



LASSO *cheedu*

Put one finger up in the air like a lasso and swing it saying,

"Yeehaw!"



NA NA NA *cheedu*

Sing, "Na, na, na-na,
Na, na, na-na,
Hey, hey, hey,
Good job!"



GRATE THE *cheese*

Say, "Take out the cheese, (left fist) take out the grater (right hand flat) and grate the cheese. Move fist up and down the grater saying, "Great, great, great, great!"



HAMMER *cheese*

Say, "Take out the nail (pointer finger), take out the hammer (fist of other hand). Hammer the nail saying, "You NAILED it!"



UNICORN *cheese*

Put one finger up in the air on the top of your head like the unicorn's horn and say, "You are MAGICAL! So magical!"



FIREWORK *cheese*

Sing, "Baby, you're a firework. Let me show you how it works". Then rub hands together saying, "Ssss". Clap hands above head and make hands go down along each side saying, "Aaaahhhhhh!"



BRILLIANT *cheer*

Cross arms around you in a hug saying, "Brrr". Then, throw hands up in the air and say, "-illiant!"



AWESOME *cheer*

Say, "You're A-W-E- {pause}
S-O-M-E!"

You're awesome!
Totally awesome!"



PARROT *cheer*

Put your hands in your armpits to make parrot's wings. Flap your wings up and down as you squawk and say, "Aaaaak! You did a good job!"



CAR WASH *cheer*


Place both hands on the left side of the body, flat and palms out. Move in a big arc to the right, saying, "WHOOOSH!"



If You Like This, Check These Out:



[Team Builders](#)



[Rigor Work for Early Finishers - 1st Grade](#)




[Phonemic Awareness Bundle](#)



[Reading for Real](#)



[Morning Greetings](#)



[First Grade Math - NBT](#)



[Subitizing](#)



[Math Game Bundle](#)

visit my store for even more items!

<https://www.teacherspayteachers.com/Store/I-Love-1st-Grade-By-Cecelia-Magro>

If you have any questions, please email me at: nycecella@comcast.net



if you like the fonts and graphics i use, here is where to get them:




Visit my blog:



Visit my TPT store for more fabulous items:



follow me!



Thank you so much for purchasing this product. Please leave feedback!

thanks,  cecelia

Join my VIP Club!



The original purchaser of this document is granted permission to reproduce the pages in needed quantities for the purchaser's classroom only. Minor editing is allowed; the document remains under copyright even when edited. Duplication for other classes or by other teachers or for use in wide distribution as within a school district or on the internet in any form is strictly forbidden. Violations are subject to the penalties of the Digital Millennium Copyright Act."